

OUTREACH ACTIVITIES FOR LIBRARY STUDENT GROUPS

Alexa Azzopardi, MLIS

Faculty Advisor to The Library Connection

Houston Community College – Stafford Campus

Welcome Back Bookmark Make-and-Take



- Corner Bookmarks
 - Incorporates some origami but easy to learn
 - Better with origami paper, but any paper can be used
 - Have students decorate the bookmarks



Welcome Back Bookmark Make-and-Take



- Paperclip Bookmarks
 - Paperclips from the dollar store
 - Leftover ribbon from home or whatever you find on sale



Welcome Back - Recruiting



- While you can do this on your own, we've started participating in Student Life's Welcome Back event which gives us more exposure.
- We have student sign up for Remind as well as having handouts for future events.

Gaming in the Library



- Variety of card and board games – new and gently used
- Know your audience
 - International students have difficulty with word games
 - Time can be an issue. Students need games that can be played quickly and not take hours.
- Be ready to pull students in and teach them new games

Gaming in the Library



- Know your games and evaluate games like you would any other part of the collection!
 - Traditional games are usually family safe
 - Lots of good new games, but be prepared to teach students
 - Roll playing games take time that you and students may not have.
 - *Crimes Against Humanity* – I chose to not allow it because I like being employed.



Gaming in the Library - Chess



- Chess can be an official “Gaming in the Library” event or just a friendly game.
- We tried leaving a chess board out, but it kept “wandering away”, and we’d find it far away from the library. Now we leave the chess boards out, but students have to check out the pieces.



Gaming in the Library – Talk Like A Pirate Day



- September 19th
- Play *Pirate Fluxx* from Looney Labs
- Eat “Pirate Food” (Do a search on Pinterest!)

Gaming in the Library – Halloween/Spooky/Costume Party



- Can be a part of your regular gaming events or a special event
- Play *Zombie* or *Monster Fluxx* from Looney Labs
- Seasonal “monster cereals” can be a fun treat.



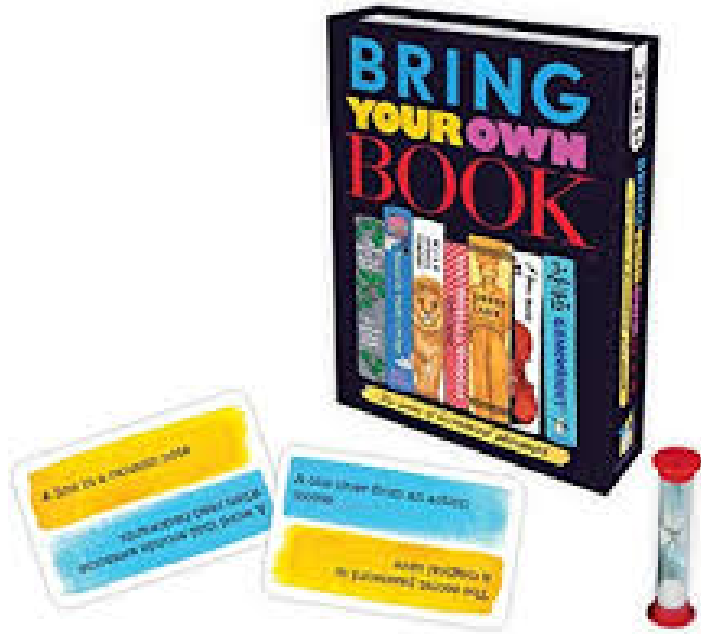
Gaming in the Library – International Games Week



- [Part of ALA's Games & Gaming Roundtable](#)
- Beginning of November
- Register and sign up to receive free games
- We do this in addition to our regular Gaming in the Library events and play the new games sent to us as well as introduce other new games we've purchased.



Gaming in the Library – Bring Your Own Book




- Kind of seems appropriate for a library!
- Either have students bring their own book or have a cart of books on hand for them to use.

Pumpkin Painting



- Part of a larger Pumpkin/Fall Festival
- Started with a Sports Rec / Library partnership and grew to other departments
- Tends to work better with medium sized pumpkins
- Use acrylic paints
- Other Supplies Needed
 - Paint brushes
 - Paper towels
 - Bowls for water
 - Plastic table clothes
 - Long rolls of paper to put underneath the tables to make cleanup easier
 - Tape down the paper to prevent tripping hazards

Trivia - Buzzers



- First to “buzz in” answers the question
- For every correct question, give a paperclip or some other marker
- Redeem paperclip for prizes


Trivia – Prize Wheel



Possible choices for prize wheel inserts: Easy Trivia Question, Hard Trivia Question, Spin Again, Candy

- Change inserts for the season & activity (i.e. Valentine's Day & Fall)
- Customizable template so that you can put whatever you want on the prize wheel inserts
- Can vary the difficulty of the trivia questions
- Everybody walks away with at least candy!
- Give students a chance to take an easier trivia question

Library Shelfie Day



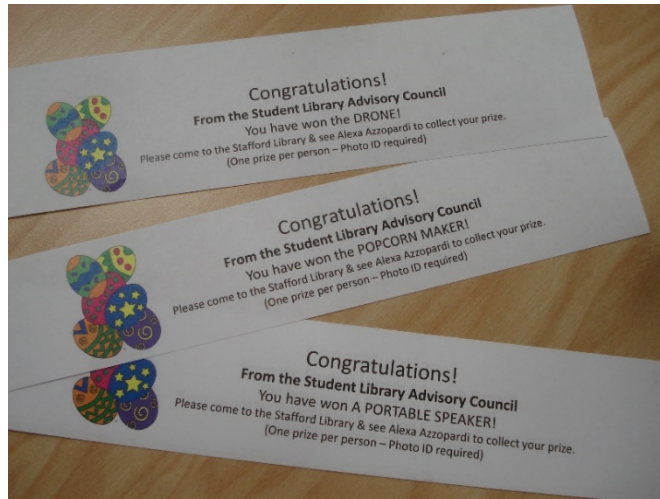
- Typically at the end of January
- Three types of shelfies
 - Picture of a shelf
 - A selfie in front of a bookshelf
 - Bookface
- Providing props can be as inexpensive as the dollar or thrift store.
- When students post their pictures to their social media accounts, ask them to use hashtags
 - #LibraryShelfie
 - Your school/library hashtag

Easter Egg “Hunt”



- Not your traditional egg hunt
- Hid eggs around the library and campus
- Eggs were hidden 3x's a day to give everyone an opportunity to find an egg.
- All plastic eggs had candy and a piece of paper saying that this was from the library and TLC

Easter Egg “Hunt”



- Some plastic eggs had a piece of paper saying that they had won a larger prize – either grand prize or swag bag
 - Three grand prizes (Value between \$20-30)
 - ~30-40 swag bags
 - Library promotional items
 - Office supplies
 - Chocolate Easter bunnies & other seasonal candy
 - PopSockets
- TLC students chose the prizes & did the shopping.
- Between candy, plastic eggs, and prizes, we kept the price of this event to \$300

Easter Egg “Hunt”



- Had some problems with students taking the candy from the egg and then leaving the egg to punk the next student.
- For security, I initialed the back of each prize slip.
- Randomize the eggs with prizes so that everyone has a chance to win swag bags and Grand Prizes

Make-A-Thon



- March is Craft Month + Makerspace concept = Make-A-Thon
- Students haven't been given a chance to use their hands and be creative. Consequently, students have to be reassured that their project is "good" even though it's not coming out the way they initially wanted it to look and have to be taught the concept of "We don't make mistakes, just happy little accidents." ~ Bob Ross
- Projects need to be "Make and Take"

Make-A-Thon



- Projects that we have done:
 - Button Maker
 - Sharpie “watercolor” tiles
 - Paint terracotta pots
 - Make Pet Rocks
 - Perler Beads
 - Calming Bottles
 - Glass Gem Magnets
 - 3D Printer Demo
 - Digital Scrapbooking
- Pinterest is your friend for craft project ideas!

Button Making



- Easy to do as a stand-alone activity or when working with other departments
- Buy the button making forms from Amazon
- Make your own button designs
 - <https://button-designer.com/online-button-maker/desktop/index.php>




Blind Date with a Book



- Students and I went through the collection and picked books that were on interesting topics that were probably not circulating much.
- Students wrapped books, wrote the descriptions and decorated covers.
- ~40 man hours
- Students could unwrap the book at the Circulation Desk right before they checked it out

Finals Stress Relief (FSR)



- These are some of our most well attended events.
- We don't do it the week of finals because:
 - Finals schedule is different & students can't attend events
 - Dwindling attendance as the week progresses
 - Students are SO stressed that they need stress relief activities BEFORE final exams!
- Have Adult Coloring Table throughout FSR week and finals

FSR - Therapy Dogs



- This is our MOST POPULAR event!
- Therapy dog groups come out for free.
- Some libraries have scheduled time with dogs. Ours is more like an open house – come and go as your schedule dictates.
- Try to have a mixture of small and large dogs.
- Get clearance from your campus management.
- Do NOT have food at this event!




FSR – Adult Coloring / Puzzles

- Passive Activity / Station
- Colored Pencils are better for detailed coloring.
- Have a variety of pictures and difficulty
- Some holiday pictures & puzzles for December
- Other things to try:
 - Stencils and forms for doing crayon rubbings
 - Spirograph and colored pens
- You don't need to buy coloring books – lots of FREE coloring pages & puzzles on the Internet
 - Don't break copyright
 - Search “coloring pages free”
 - Get a variety of styles of pictures as well as difficulty
 - Don't search “adult coloring pages”

FSR – Cookie Decorating



- Buy packages of ready-made cookies decorating packages from Walmart
- We bought extra icing and decorations.
- Also need to have tablecloths, paper towels and lunch bags in case they want to take them home.



FSR – Coffee, Tea, & Hot Chocolate



- Need two coffee urns – one for coffee and one only for hot water
- Other things you'll need:
 - Coffee cups WITH lids
 - Cream & Sugar (flavored creamers are nice, too)
 - Stirrers
 - Napkins
 - A good-sized trash can
- Cookies are nice, but we found that they have to be handed out.

FSR – Stress Balls



- Can be done with rice, sand or Orbeez
- A little Orbeez goes a long way, but with that said, we made an orange Home Depot bucket full of them and used 100 latex balloons.
- Put Orbeez beads in bucket of water before you leave work, and they're ready the next day.
- Can order Orbeez from Amazon



FSR – I got SLIMED in the Library!



- Students make slime.
- We provide sandwich bags so that they can take it home.
- You will need a supply of fresh water and a place to toss used water. We use a trash can with a liner.
- Directions that we tape down to the table:
 - Mix $\frac{1}{4}$ cup glue and $\frac{1}{4}$ cup water
 - Add 2-4 drops of food coloring & mix
 - Dissolve 1 teaspoon of borax into $\frac{1}{4}$ cup + 1 tablespoon water

FSR – May the 4th Be With You




- Star Wars puzzles from the dollar store
- Coloring pages and puzzles from Star Wars Reads and May the 4th Be With You Day
- Display of Star Wars books
- Food
 - Make their own Star Wars treats (See Pinterest for ideas)
 - [Make your own Star Wars popcorn holders from Cozy Red Cottage](#)

FSR – Card Making



- Mothers 'n Others – Everybody has a mom or a mother figure in their life.
- Provide blank cards and materials to decorate
 - Stickers
 - Washi Tape
 - Stencils
 - Glue sticks
 - Scissors & paper cutter
 - Colored pens
 - Paper punches
 - Rubber stamps and ink pads

FSR – Yoga in the Library



- Can be instructor led or a stretching station
- We have not had a good response to this activity, but another HCC library has great success with it.
Know your audience!

Service Learning – Charity Bake Sale



- Students and I made and bought items.
- Many students don't carry cash with them!
- Because we are a student group, we didn't have to have labels with ingredients on it.

Service Learning – Collect & Donate Gently Used Books

- Have a collection box for gently used books
- You may need to weed out extremely old, yellowed, mildewed donated books before you can give them away.
- We donated them to a local school district, but you can also redistribute them to women's shelters, other organizations, or students.

HCC Libraries Retweeted




StaffordMSD Library @SMSDLibrary · May 25

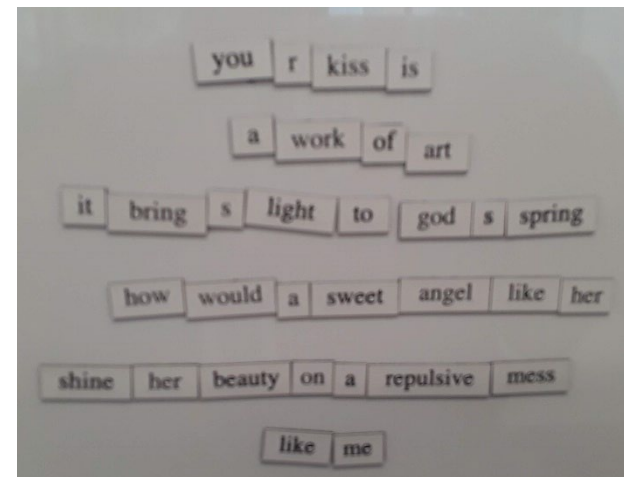
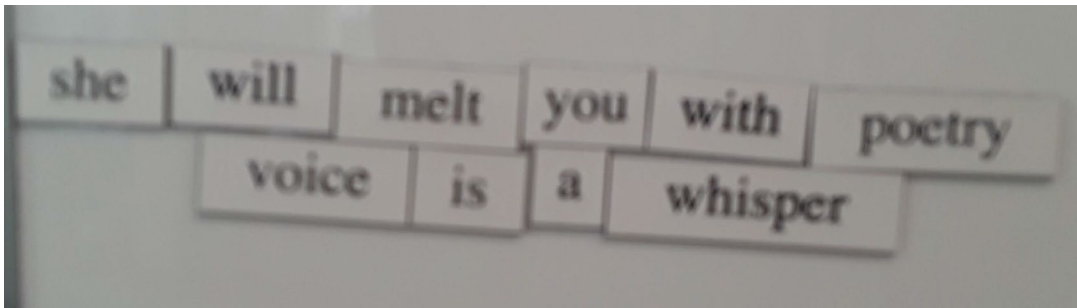
Thank you HCC for the books! #SummerReading @StaffordMSD @HCCLibraries
#StaffordMSDProud @SMSDElementary



Magnetic Poetry



- April is Poetry Month.
- Buy magnetic word kits
- You can also make your own by printing out words on magnetic sheets.



Pop-Up Table - Legos



- We have a Lego Kit that can be checked out.
- Not only shows off our material but gives students a chance to work with their hands.



Puzzle Table



- Start with easier 300-500 piece puzzles at the start of the semester and bring them back – especially after a really hard puzzle
- 1000 piece puzzles with clear “sections” to work on and different shaped pieces are good choices - Don’t get puzzles that are too hard.
- Discount stores, dollar stores & resale shops are good places to purchase puzzles.

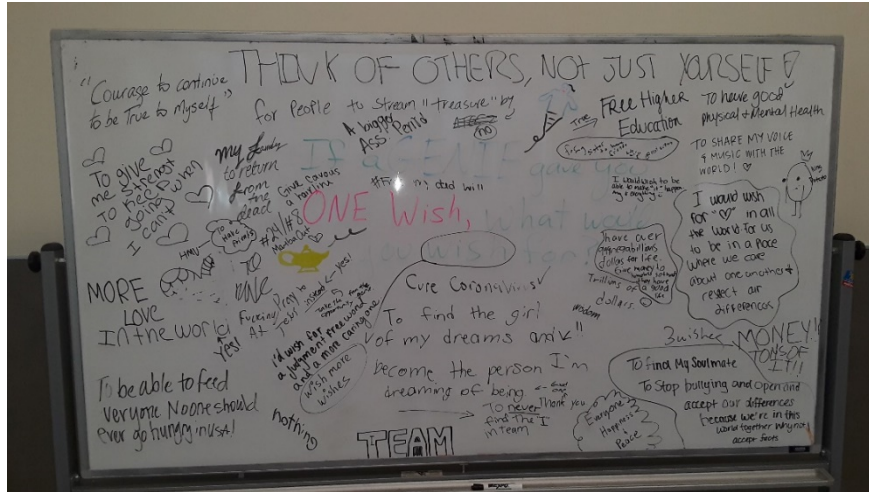
Puzzle Table Alternatives




- Alternate jigsaw puzzles with other types of puzzles or hands-on activities like Brain Flakes



White Board in the Library



- Writing Prompt
- Change weekly
- Keep an eye on it. I chose to “edit” comments and keep it PG-13
- Can use it for Magnetic Poetry in April



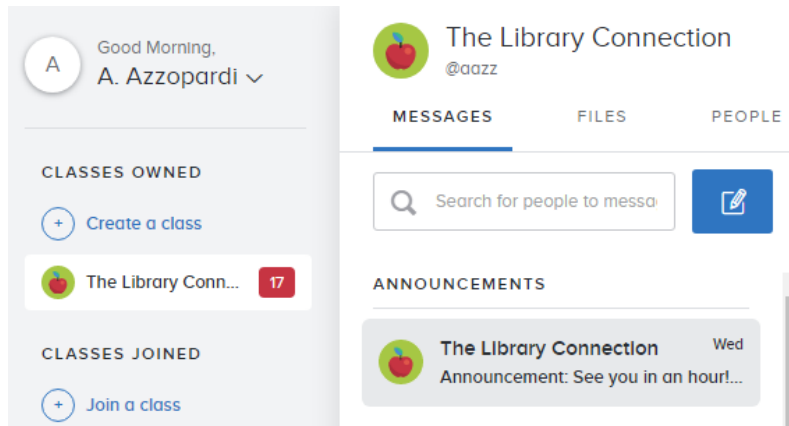
← What is your best study strategy?

FEED STUDENTS!



- Always have candy at events and get the GOOD candy!
- I always have some sort of treat at TLC meetings. (Bring a treat for YOUR birthday! 😊)

Remind



- Because my students can't respond to each other in Remind, they have a group chat that I am not a part of. This gives them the chance to discuss things among themselves without my being a part of it.

- Use a product like Remind.com to stay in contact with your students.
- Students prefer text & respond more rapidly.
- You don't have to give out your private cell phone information.
- The other alternative is to have a Google Voice number to give to your students.

Other Hints and Tricks

- Pinterest is your friend!
- ENJOY the activities yourself! If you don't like doing a certain activity or it just doesn't seem popular on your campus, drop it! Not every activity is right for every librarian or campus.
- Keep an eye on responses to white board writing prompts, magnetic poetry and coloring tables. It's AMAZING how creative students can be at making something innocent into something R and X rated.

This is all about building RELATIONSHIPS with your students! Build those relationships doing the fun, easy things so that when they need information help – or really just need a listening ear, they feel comfortable coming to you.