

3D Printing

Alexa Azzopardi, Librarian
Houston Community College


This is Grayson
the Cell Phone
Holder.



Early in the print...

The Raft...


The first layers...



The Raft

Grayson's First Layers


The Honeycomb Support Structure



STARTING TO TAKE SHAPE...

Almost Done...

PRINT HEADS



Done!







Printing with Support



Gyroscope






Printing with Support




Printing with Tear Away Support

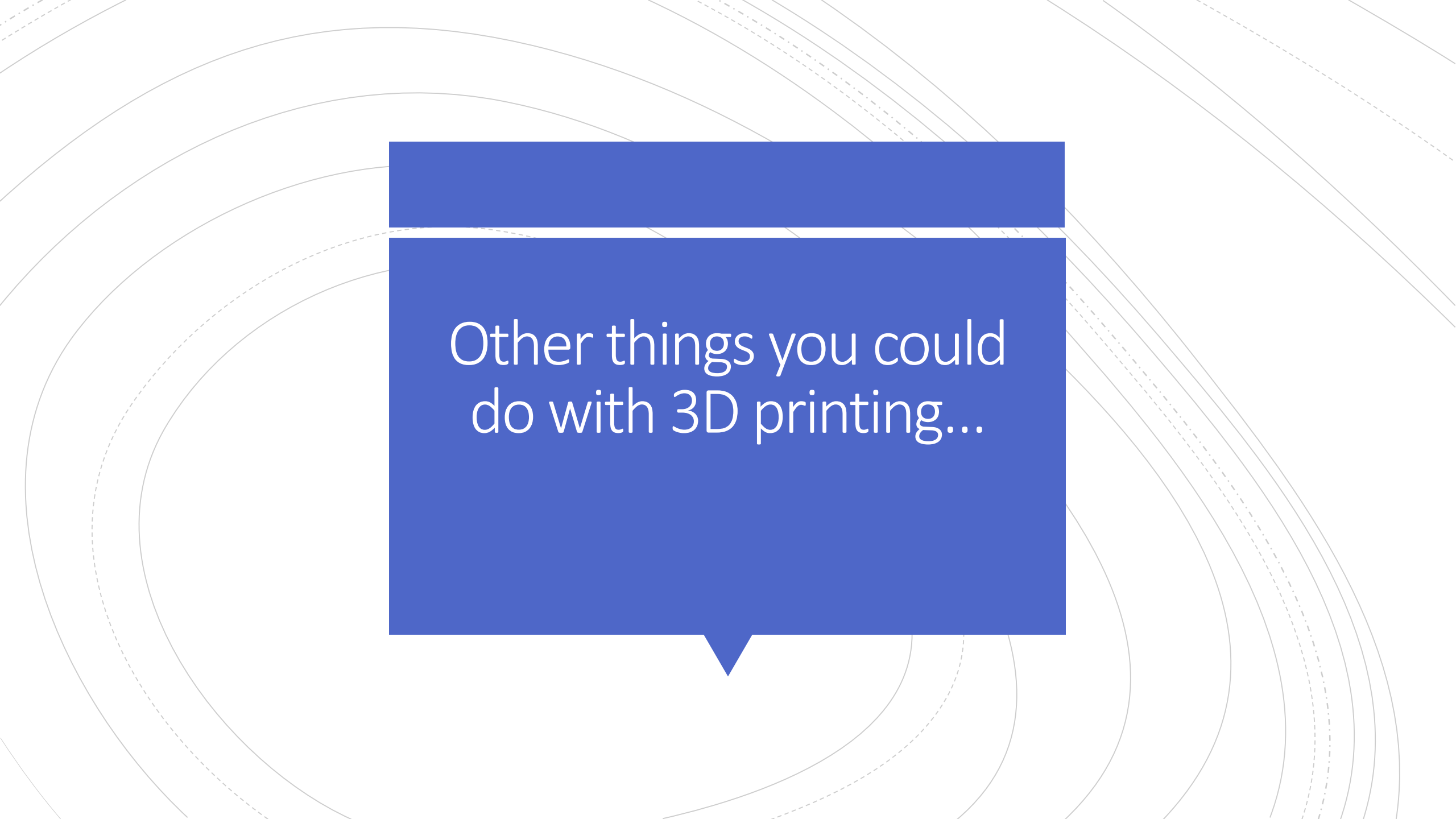


Tear Away Support
is printed with the
same material as
your object.



“Tear Away Support” means just that!





Other things you could
do with 3D printing...

A lithograph
becomes a
luggage tag.



Paint it?!



Two Colors

